



POLARISWINDOWS.COM


The **ULTRAWELD** Collection

PREMIUM VINYL WINDOWS

**BAY & BOW**®



3 Lite Bay with Hip Roof



4 Lite Bow with Hip Copper Roof



5 Lite Bow with Hip Roof



3 Lite Bay with Concave Copper Roof

### Roof Options

Prefabricated roof system is custom built for your home. Installation time is greatly reduced.

#### HIP STYLE ROOF

Add metal roof or shingles to match your home's existing roof.

#### CONCAVE METAL ROOF

This elegant architectural detail is stunning in copper.

#### PAINTED ALUMINUM ROOF

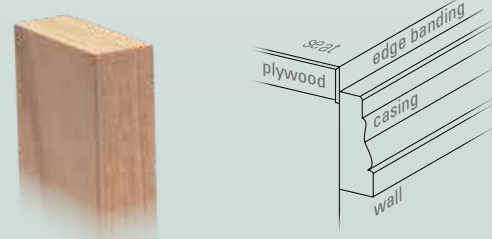
Hip or Concave, 26 color choices Ask for a Una-Clad™ color selector.

#### COPPER ROOF

Incralac finish maintains the polished, shiny surface.

#### CASING & EDGE BANDING

3 1/2", 2 1/4" or 6" casing - Oak or Maple Veneered edge banding added to edge of plywood reduces installation time of casing.



#### INTERNAL PVC PANNING SYSTEM

Vacuum Formed PVC Panning Profiles, Left & Right styles Profiles include a variety of Extension Legs creating an Interior Gutter System.



Panning System acts as an Internal Weatherization Barrier Prevents Water Infiltration from reaching any Bay or Bow Window Wood Components

### Interior Options

**WOOD** Oak or Birch construction

#### FINISHES

Interior wood surfaces stained and sealed with durable lacquer clear coat. Stain matches Polaris® woodgrain laminates when applied to Oak Only.

Paint in white or beige

Maintenance free, scratch resistant plastic laminate in white or beige.

Seat only or seat, head and side jambs Touch-up stain or paint included.



### Bay Windows

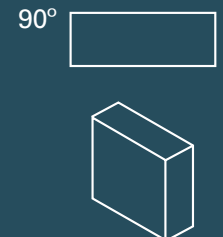
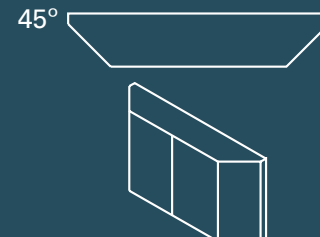
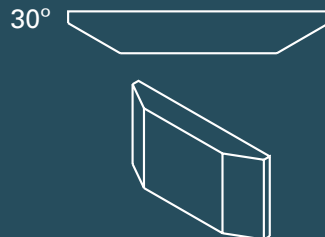
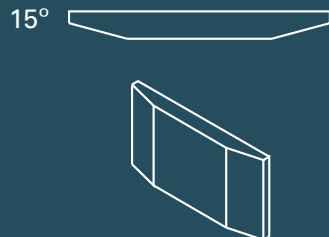
same width and flankers shown

4 light option shown is available in all 3 degrees

### Box Bay

outside projection always 23 1/8"

\* Bow in tan vinyl & sierra tan painted aluminum roof



# Invite Depth, Charm & Light Into Your Home

Polaris® will engineer and construct a strong and energy efficient window system just for you.

BAYS feature a center picture window flanked by casement or double hung windows. Two of these operable windows can replace the picture window.

Windows in a BOW are all the same size. Picture windows in this system are flanked by two operable windows.

These systems feature our best windows. Ask for an UltraWeld® brochure.



3 lite bay  
Exterior Paint shown in Black\*



## RECESSED LIGHTING\*

polished brass, brushed nickel or white clear • 1, 2 or 3 lights  
low voltage halogen bulb[s]  
& transformer included

### MULLIONS

Weyerhaeuser TimberStrand® Engineered Wood Mullions stay straight and are 25% stronger than ordinary wood.

SOLID OAK or BIRCH  
mullion interior

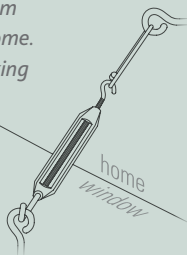
### PANNING SYSTEM

prevents water from infiltrating seat components.

### CLAD EXTERIOR

is maintenance free.  
White or tan vinyl or color coordinated aluminum

Standard hanging cable system anchors window system to home. Each cable has a 600 lb. working load limit. Window pitch is precisely adjusted.



### FURNITURE GRADE OAK or BIRCH

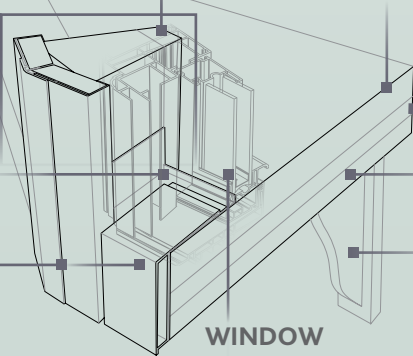
1 1/4" Class A veneer is 67% thicker and stronger than typical construction.

### INSULATED SUPER SEAT\*

Maximum thermal efficiency  
DOW® 1" R-9 high density foam 3/4" exterior grade plywood

### KNEE BRACE\*

color coordinated vinyl and aluminum cladding  
6"- 24" projections, leg -18 1/2"  
Available in standard or deluxe style



WINDOW

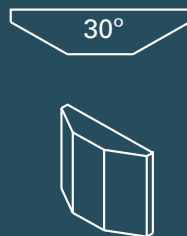


## SIMULATED DIVIDED LITES

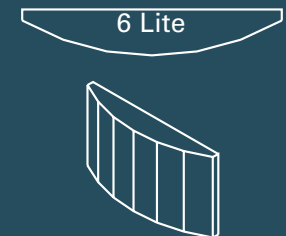
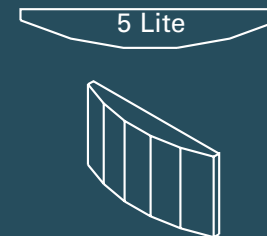
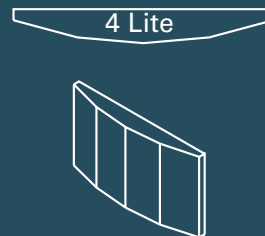
Simulated Divided Lite (S.D.L.) kits are grids that are applied to the glass with extra strength adhesion sealant at the factory on the inside and outside of the sashes. The grids can be a different color on the inside and the outside of the window, each color or wood grain is priced separate. Each bar is "precisely" cut to length and completely machined with our high quality joint work. There are flat aluminum grids between the glass with the Simulated Divided Lites.

This gives the look of a traditional true divided lite window.

### 3 Lite Bow Windows shown in same width

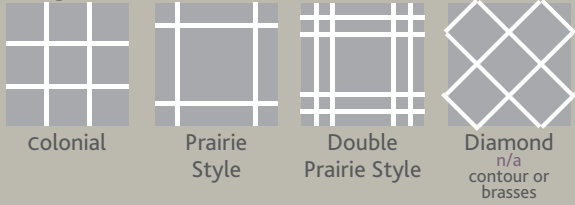


### 10° Bow Windows shown in same width



## Decorative Glass\*


### Designs




### Internal Muntin Styles ‡



### Stain



### Avonite® Solid-Surface Seats



### Screen Options

#### BetterVUE®

**BetterVUE®  
Screen Mesh**  
Better Insect Screen  
10% Better Insect Protection  
20% Better Airflow  
20% Clearer View



### Internal Mini Blinds\*



### Plated Lock Options



### ENERGY EFFICIENT GLASS

Standard EnergySMART® glass features the Intercept® U-shaped steel spacer system. Temperature transfer and condensation are reduced.


EnergySMART upgrades offer stronger resistance to temperature transfer, reduce ultra violet light damage and heat gain. Triple pane glass can reduce exterior sound. Upgrades are ENERGY STAR qualified. Ask for an energySMART brochure.

### MORE GLASS OPTIONS

Bronze or Gray tint  
Krypton fill resists temperature transfer  
Low-E film fixed between glass panes reduces ultra violet light damage & heat gain. Argon filling in both air spaces resists temperature.

#### Standard

**Standard  
Screen Mesh**  
Sight more obstructed  
Less Airflow than  
BetterVue Screens  
Proven and Reliable



*\*Also available in Pet Screen*

### RESEARCH & DEVELOPMENT

Polaris products are scrutinized under extreme weather and structural stresses at the Polaris in-factory testing facility. Our R&D Department ensures that our products feature the latest industry innovations. Top quality and integrity are guaranteed.



Made in the USA

**LIFETIME LIMITED  
TRANSFERABLE  
WARRANTY & SERVICE**

©2019 UltraWeld® and energySMART® are registered trademarks of Polaris® Windows and Doors OH, USA. All other trademarks are property of their respective owners. Stock Photography is used in this brochure. These photographs are not exact replicas of Polaris® Windows & Doors products. ‡ Grid color may be affected by glass coatings, such as Low-E. Coil not exact match.

# BAY & BOW

\*options